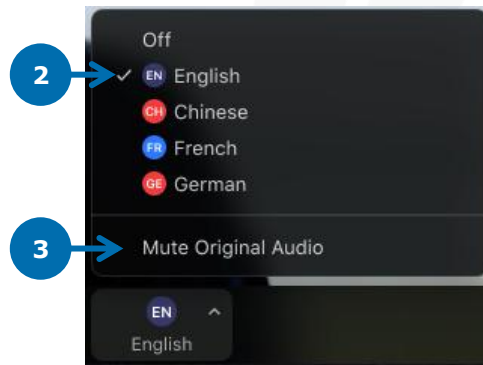
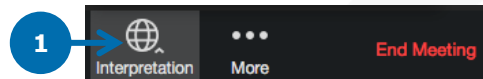


Simultaneous translation

- 1** Nos controles da reunião, clique em **Interpretação**.
*In meeting controls, select **Interpretation**.*
- 2** Clique no idioma: **Inglês**
*Select the language: **English***
- 3** Para ouvir apenas a tradução, clique em **Silenciar áudio original**.
*To hear the interpreted language only, select **Mute Original Audio**.*



*O recurso de tradução simultânea só está disponível para usuários com o plug-in/app Zoom instalado no desktop ou celular.
 *The simultaneous translation feature is only available to users that have the Zoom plug-in/app installed on desktop or mobile.



WWW.ROMI.COM



ROMI

1Q26 Earnings Release

April 15th, 2026

ROMI3

B3 LISTED NM

ITAG B3 IGC-NM B3 IGC B3



Important Note

This release contains forward looking statements subject to risks and uncertainties such forward looking statements are based on the management's beliefs and assumptions on information currently available to the Company.

The reservations as to forward looking statements also apply to information on possible or presumed operating results, as well as any statements preceded, followed or including words such as "believes", "may", "will", "expects", "intends", "plans", or similar expressions.

Forward looking statements are not performance guarantees, they involve risks, uncertainties and assumptions because they refer to future events and, therefore, depend on circumstances which may or may not occur. Future results may differ materially from those expressed or suggested by forward looking statements. Many of the factors which will determine these results and figures are beyond ROMI'S control or prediction capacity.

1Q26 Highlights

Order Backlog

R\$ 814.2 million

+8.5% compared to 4Q25



Adjusted EBITDA in 1Q26

R\$ 7.4 million

margin of 3.3%



Order Entry

R\$ 291.9 million

+59.7% compared to 4Q25

Gross Margin

25.1%

+0.7% compared to the same period of 2025

BW

BW Machines

Net Operating Revenue

R\$ 64.9 million

Gross Margin of 32.2%

EBIT Margin of 5.0%

Order Backlog

R\$ 499.1 million

+16.1% compared to the same period of 2025

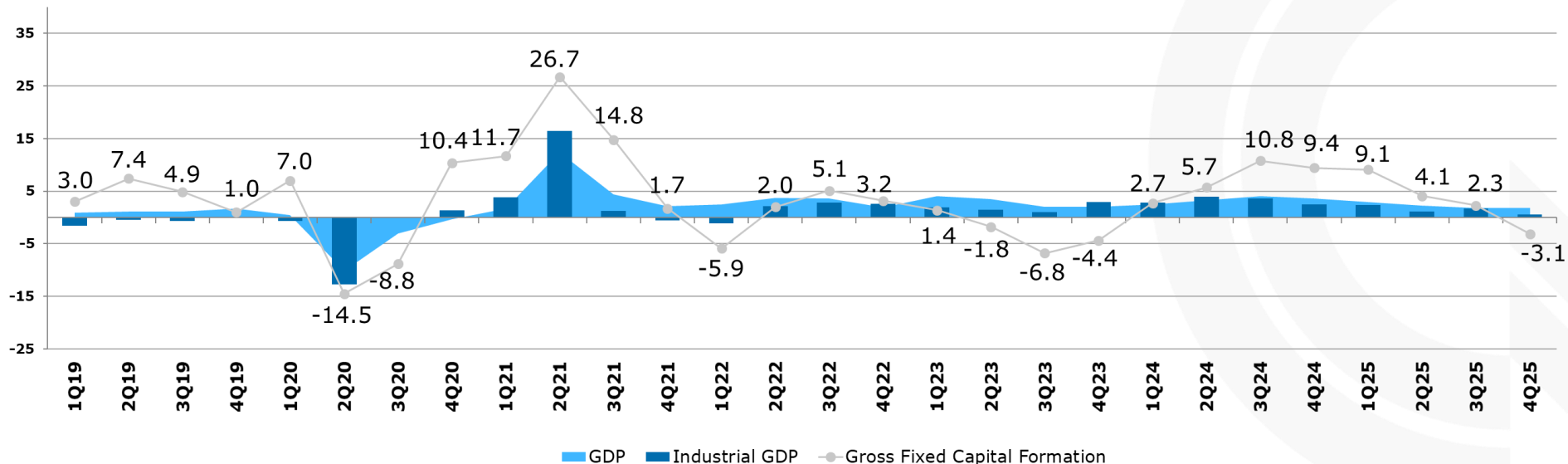
Other Highlights

MARKET

From March 2 to 6, 2026, Romi took part in the **33rd BIEMH** in Bilbao, Spain, and the **24th MECSPE** in Bologna, Italy, strengthening its leadership position in the market, expanding its international visibility, and deepening strategic partnerships at the leading international trade fairs in the industry.

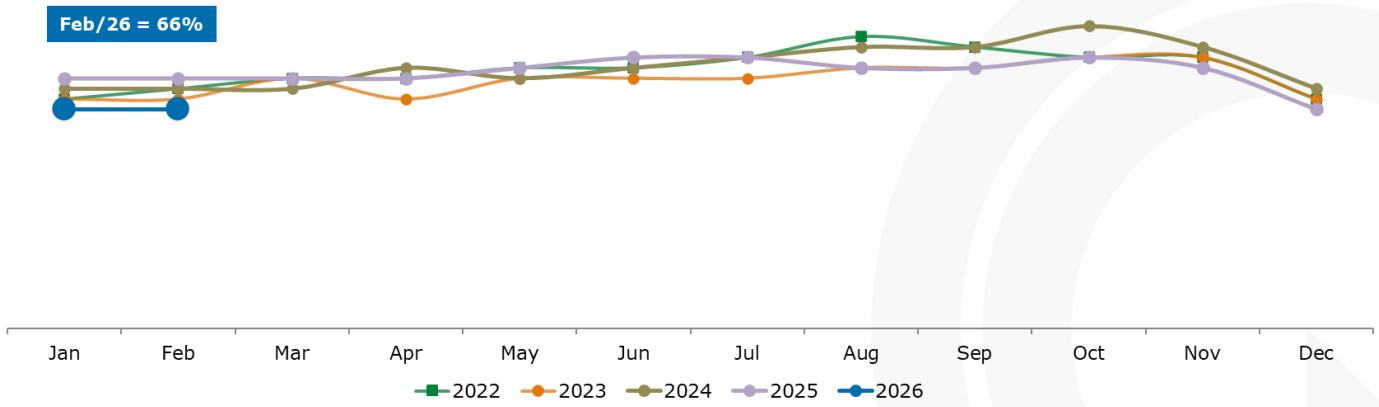
Conjunctural Indicators

GDP (Gross Domestic Product) and FBKF (Gross Fixed Capital Formation)



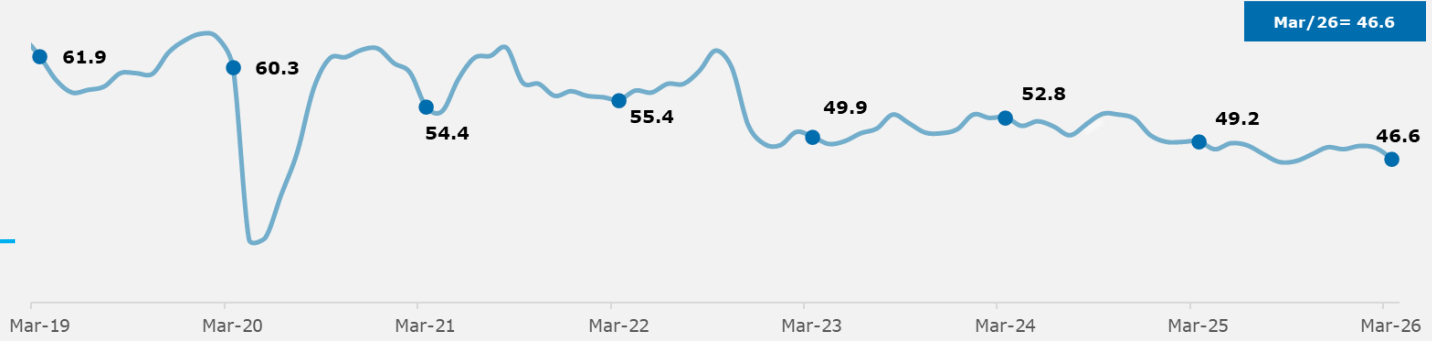
Average Installed Capacity Utilization (UCI)

Source: CNI - UCI (Capacity Utilization). February 2026.



Industrial Entrepreneur Confidence Index (ICEI)

Source: CNI - ICEI (Industrial Entrepreneur Confidence Index). March 2026.



ROMI Machines




	1Q26	2025
Machines and Equipments	35%	25%
Job shops	16%	19%
Packaging	15%	7%
Automotive	12%	10%
Agricultural Machinery	6%	5%
Mining and Steel Industry	4%	3%
Tooling	3%	8%
Oil	0%	3%
Others	9%	20%

BW Machines



	1Q26	2025
Engines and Systems	74%	55%
Construction & Mining	26%	22%
Machines and Equipments	0%	18%
Aerospace	0%	5%

Rough and Machined Cast Iron Parts



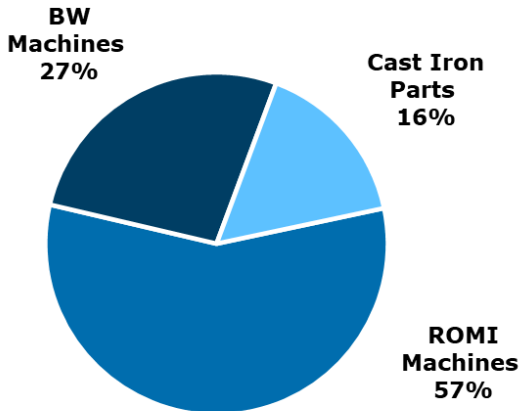
	1Q26	2025
Automotive	36%	33%
Construction	30%	32%
Agricultural Machinery	29%	32%
Others	5%	3%

Net Sales per Business Unit

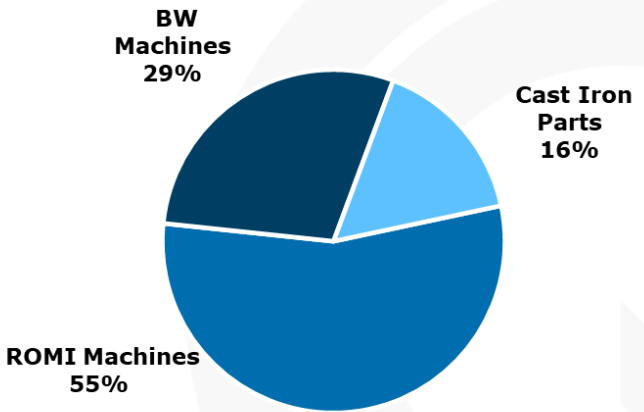


1st quarter of 2026

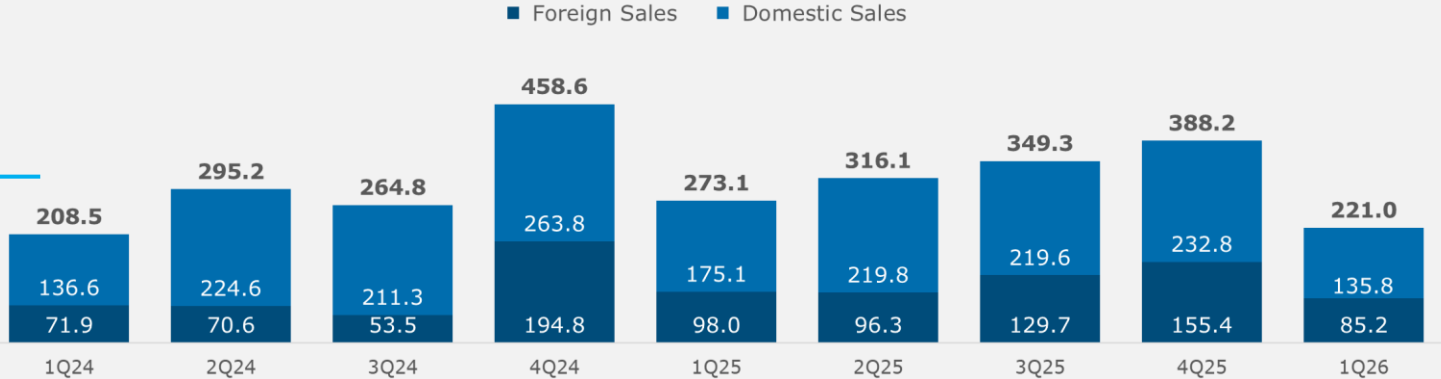
1Q25



1Q26

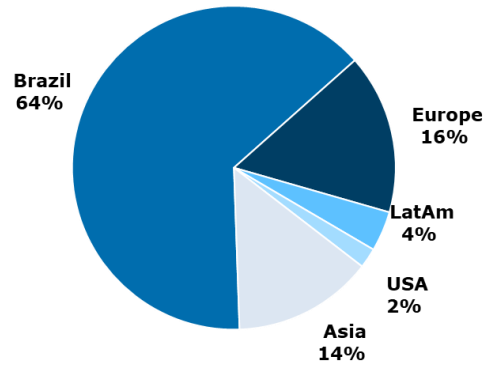


Net Operating Sales (R\$ million)

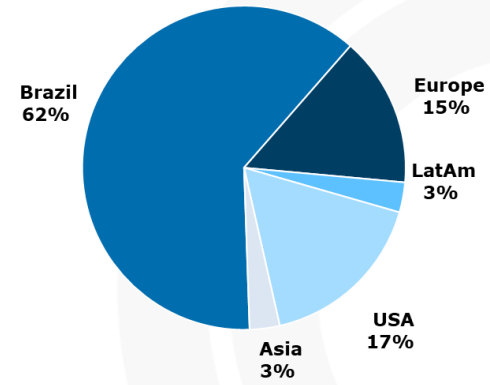


Sales Distribution

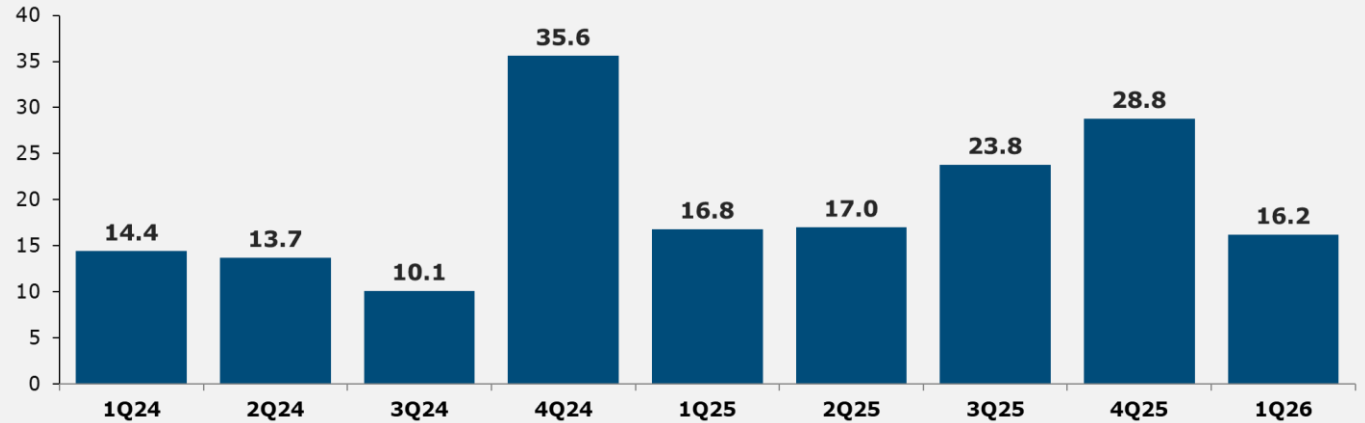
1Q25



1Q26



Foreign Sales (US\$ million)



Order Entry and Backlog



1st quarter of 2026

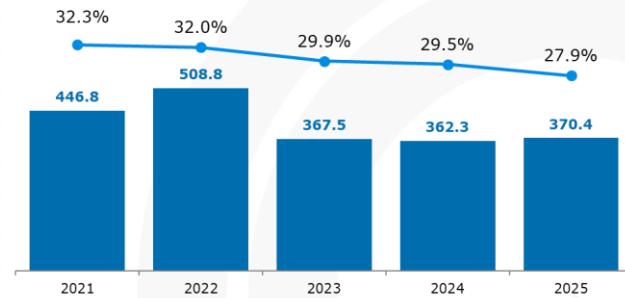
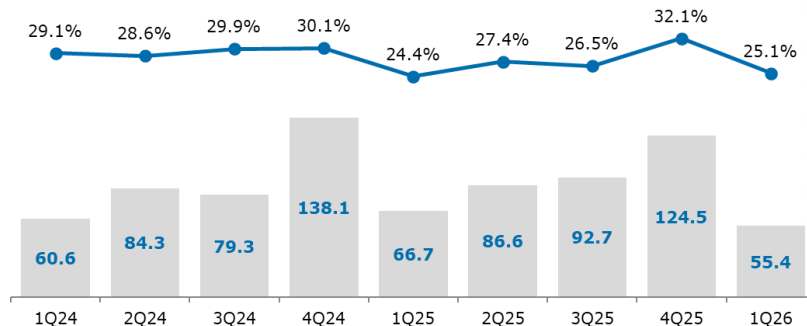
Order Entry (R\$ 000) Gross Values, sales taxes included	1Q25	4Q25	1Q26	Chg. 1Q26/4Q25	Chg. 1Q26/1Q25
ROMI Machines	234,082	114,470	176,187	53.9%	-24.7%
Burkhardt+Weber Machines	134,252	36,256	80,251	121.3%	-40.2%
Rough and Machined Cast Iron Parts	54,077	32,097	35,475	10.5%	-34.4%
Total *	422,411	182,823	291,913	59.7%	-30.9%

Order Backlog (R\$ 000) Gross Values, sales taxes included	1Q25	4Q25	1Q26	Chg. 1Q26/4Q25	Chg. 1Q26/1Q25
ROMI Machines	325,179	200,245	263,144	31.4%	-19.1%
Burkhardt+Weber Machines	429,962	494,640	499,086	0.9%	16.1%
Rough and Machined Cast Iron Parts	62,704	55,483	52,006	-6.3%	-17.1%
Total *	817,845	750,368	814,236	8.5%	-0.4%

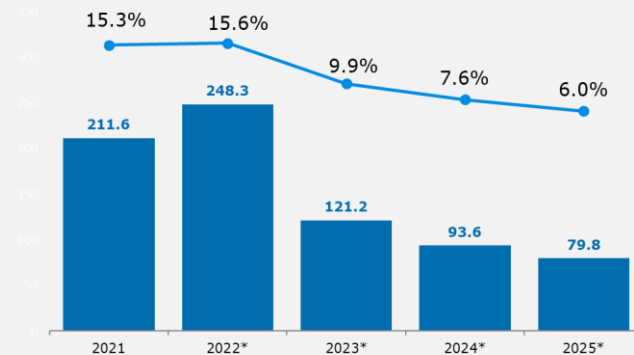
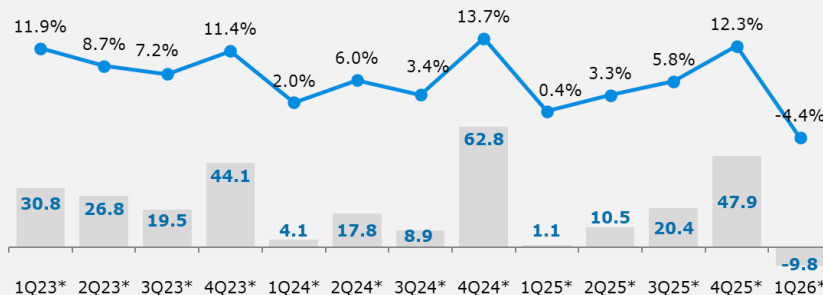
(*) The informed amounts related to incoming orders and order backlog do not include parts and services

Profitability

Gross profit (R\$ million) and Gross Margin



Operating Profit (R\$ million) and Operating Margin*



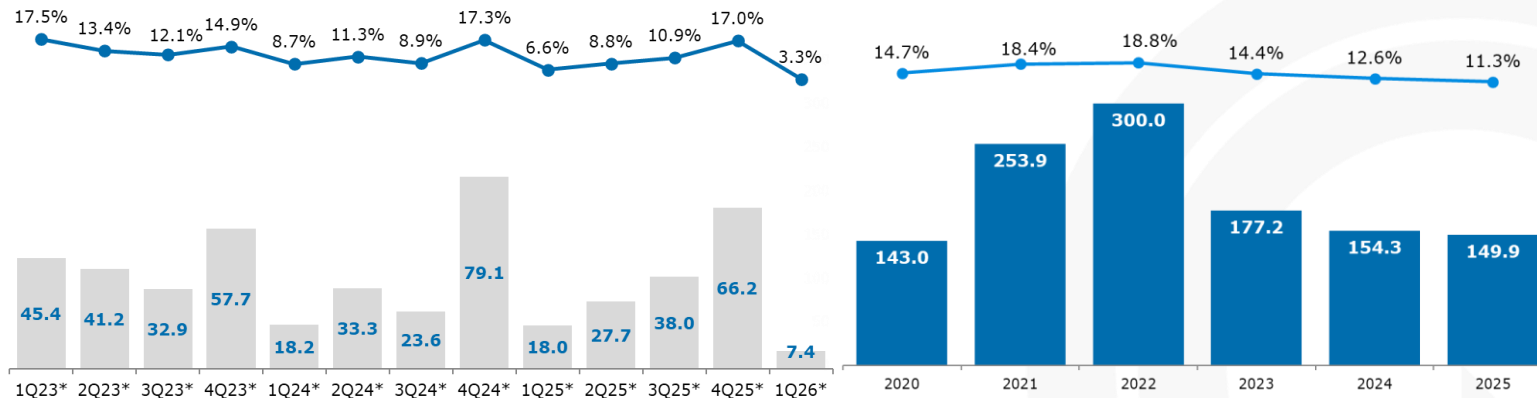
Note: According to the information contained in the Results Releases for the respective years/periods. Operating Profit has been adjusted as follows: (i) 2020: reduced by R\$0.7 million; (ii) 1Q23, 2Q23, 3Q23, 4Q23, 1Q24, 2Q24, 3Q24, 4Q24, 1Q25, 2Q25, 3Q25, 4Q25 and 1Q26: EBIT and EBITDA were adjusted in the amounts of R\$6,278, R\$6,806, R\$22,874, R\$16,008, R\$9,106, R\$6,346, R\$10,607, R\$(7,076), R\$276, R\$772, (R\$77), R\$12,638 and R\$(15), respectively; and net income in the amounts of R\$6,078, R\$6,589, R\$22,143, R\$15,496, R\$8,821, R\$6,149, R\$10,229, R\$(7,076), R\$269, R\$754, (R\$74), (R\$8,037) and R\$(14), respectively, arising from the recognition of the present value adjustment (AVP - Present Value Adjustment), recognition of the impact of the Vila Romi Residence and Adara real estate.

Profitability

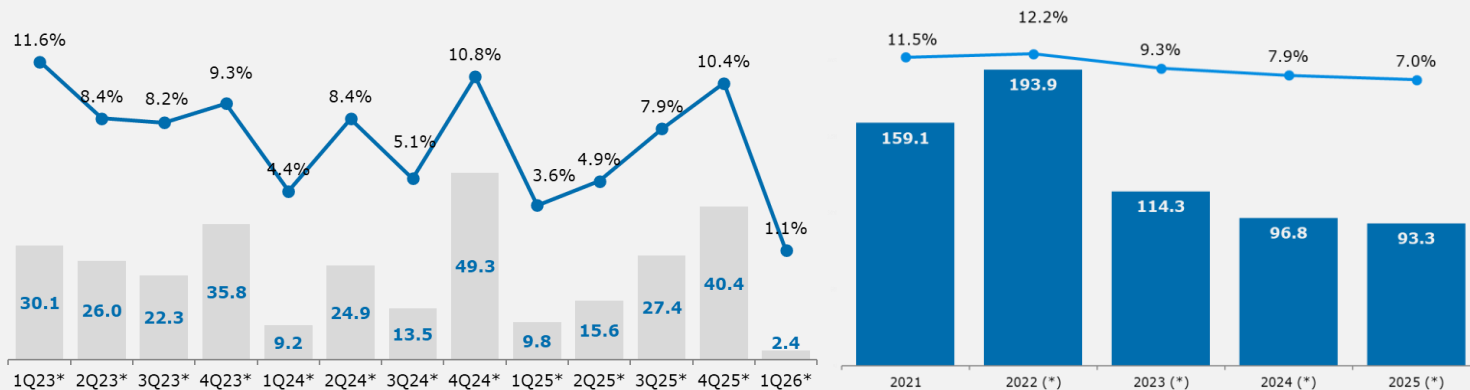


1st quarter of 2026

EBITDA (R\$ million) and EBITDA Margin*



Net income (R\$ million) and Net Margin*



Note: According to the information contained in the Results Releases for the respective years/periods. Operating Profit has been adjusted as follows: (i) 2020: reduced by R\$0.7 million; (ii) 1Q23, 2Q23, 3Q23, 4Q23, 1Q24, 2Q24, 3Q24, 4Q24, 1Q25, 2Q25, 3Q25, 4Q25 and 1Q26: EBIT and EBITDA were adjusted in the amounts of R\$6,278, R\$6,806, R\$22,874, R\$16,008, R\$9,106, R\$6,346, R\$10,607, R\$(7,076), R\$276, R\$772, (R\$77), R\$12,638 and R\$(15), respectively; and net income in the amounts of R\$6,078, R\$6,589, R\$22,143, R\$15,496, R\$8,821, R\$6,149, R\$10,229, R\$(7,076), R\$269, R\$754, (R\$74), (R\$8,037) and R\$(14), respectively, arising from the recognition of the present value adjustment (AVP - Present Value Adjustment), recognition of the impact of the Vila Romi Residence and Adara real estate.

Business Units Results

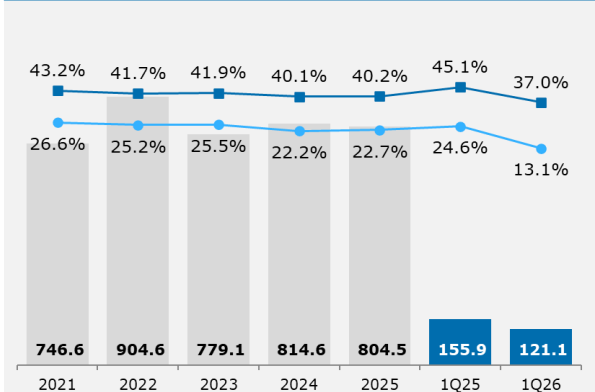


1st quarter of 2026

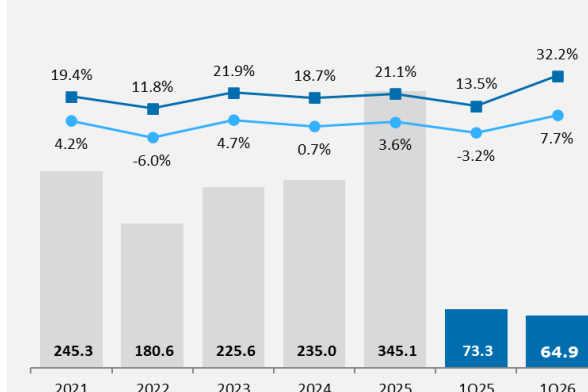
Quarter

Sales	1Q24	2Q24	3Q24	4Q24	1Q25	2Q25	3Q25	4Q25	1Q26
ROMI Machines (qty)	168	298	266	336	180	257	225	280	123
Burkhardt+Weber (qty)	1	1	-	13	4	4	4	5	2
Rough and Machined Cast Iron Part (ton)	2,148	2,473	2,304	2,192	2,351	2,579	2,728	1,570	1,854

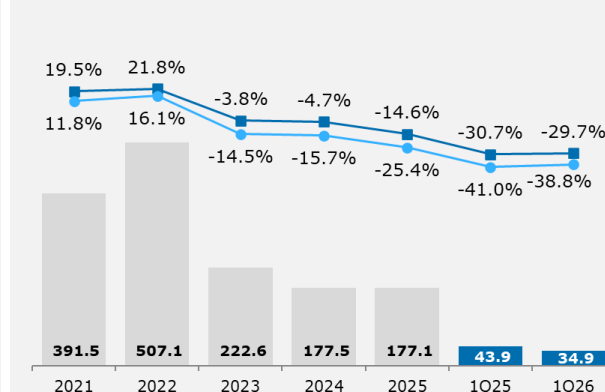
ROMI Machines



B+W Machines



Rough and Machined Cast Iron Parts



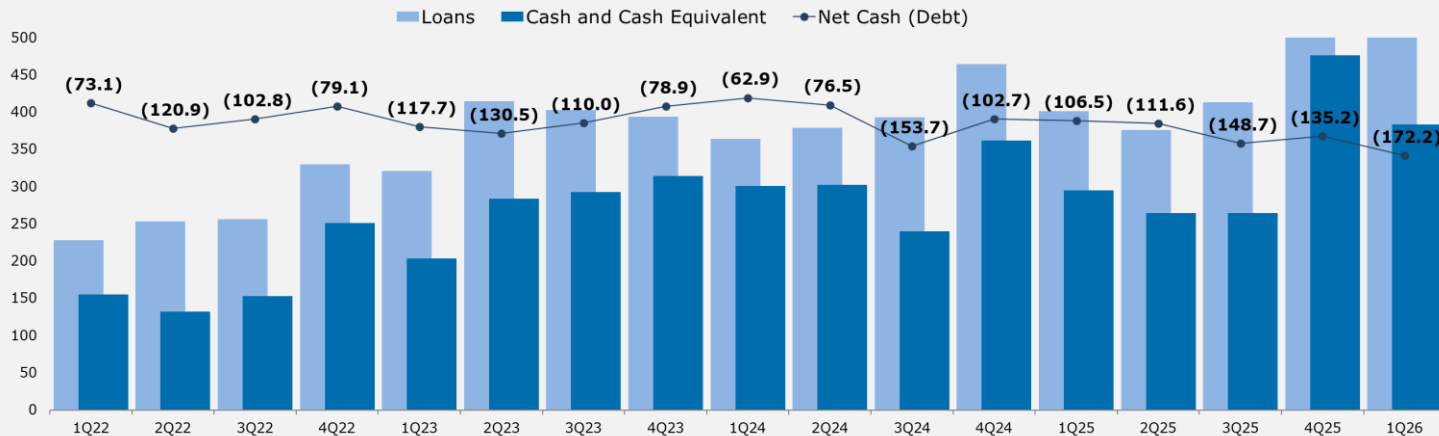
Revenue Gross Margin Adjusted EBITDA Margin

Financial Position

Cash and Cash Equivalent (R\$ MM) - 03/31/2026	
	Amount
Bank Deposit Certificate ("CDB")	300.6
Financial investments	25.2
Banks / Time Deposit	57.6
Total	383.4
Net Cash =	(172.2)

Loans (R\$ MM) - 03/31/2026	
	Amount
2026 (9 months)	108.1
2027	203.9
2028	90.0
2029 and after	153.5
Total =	555.6

Net Cash (Debt) Position R\$ million



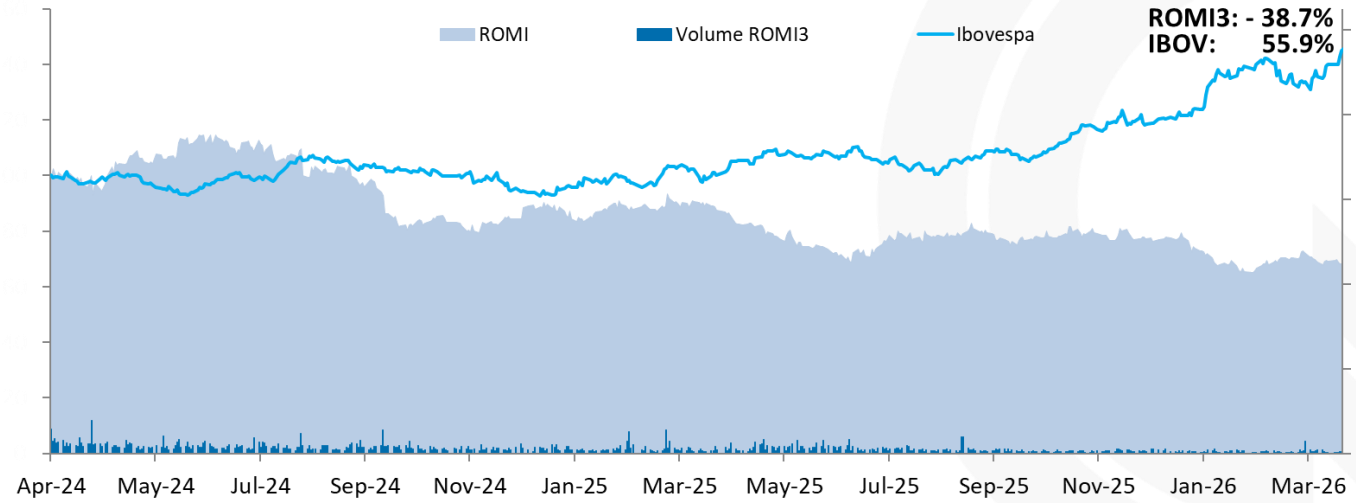
Net Cash (Debt) Position R\$ million

Share performance ROMI3 vs. Ibovespa

From: 04/01/2024 to 04/13/2026

Source: B3

Note: The performance of ROMI3 shares shown in the chart reflects the retroactive calculation of the impact of the bonuses that took place in April 2024 and April 2026 to reflect the new quantity of shares in circulation after the events.



ROMI3
B3 LISTED NM

ITAG B3 IGC-NM B3 IGC B3



WWW.ROMI.COM



Luiz Cassiano R. Rosolen
Chief Executive Officer - CEO

 lrosolen@romi.com

 +55 (19) 3455 9004

Fábio B. Taiar
CFO and Investor Relations Officer

 ftaiar@romi.com

 +55 (19) 3455 9418

ROMI3
B3 LISTED NM

ITAG B3 IGC-NM B3 IGC B3